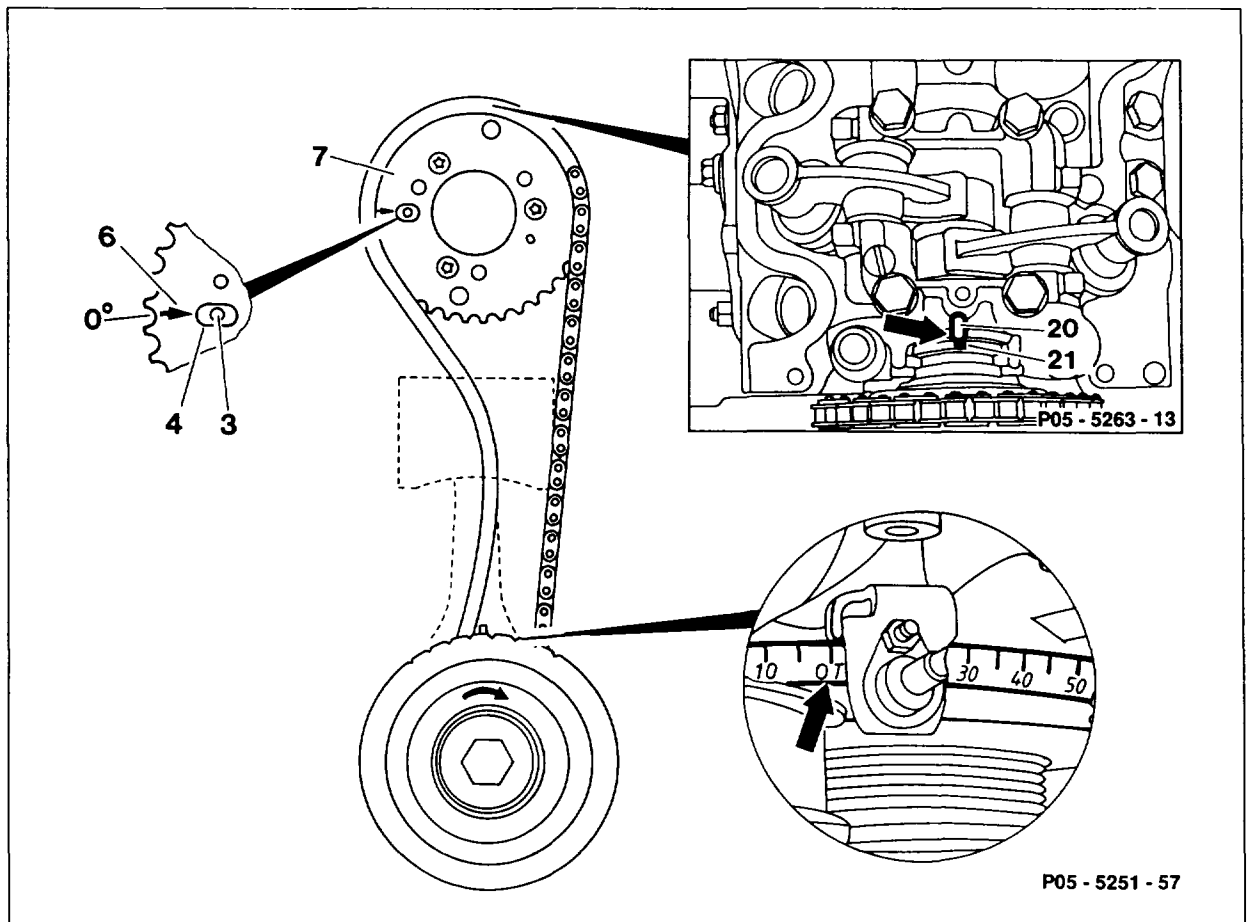


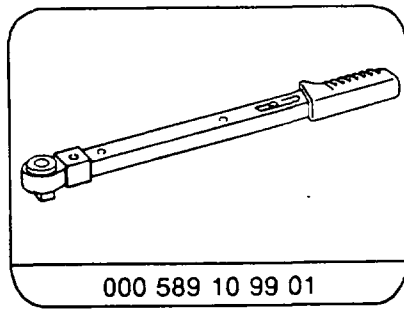
## 05-2230 Checking basic position of camshaft

Preceding work:  
Cylinder head cover removed (01-0500).



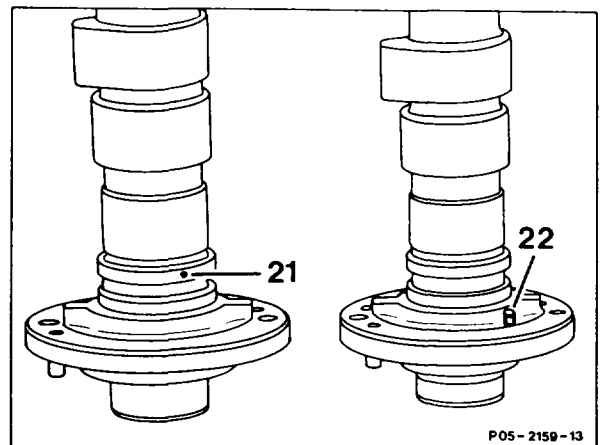
- |  |   |
|--|---|
| Crankshaft .....                                   | rotate until TDC marking on vibration damper is aligned with TDC pointer (arrow). |
| Setting hole (21) or setting pin in camshaft ..... | must be opposite cast marking (20) on first camshaft bearing bracket (arrow).     |
| Hole (4) (oval) with arrow (6) .....               | must be aligned with locating pin (3) in camshaft.                                |

## Special tool



### Note

As of 12/1986 a setting hole (21) is provided in the camshaft in place of the pin (22).



### Setting hole in place of setting pin, production breakpoint: 12/1986

Model	Engine	Engine end no.		Vehicle ident end no.	
		man. transm.	autom. transm.	A	F
107.041	103.982	001053	004771	*	*
124.026	103.940	010746	017151	*	*
124.030 124.090	103.983	011713	058123	*	*
126.020	103.941	001999	006594	*	*
126.024	103.981	003433	027422	*	*
201.029	103.942	000282	001635	*	*

\* not recorded