


Diesel engines

⚠ WARNING!

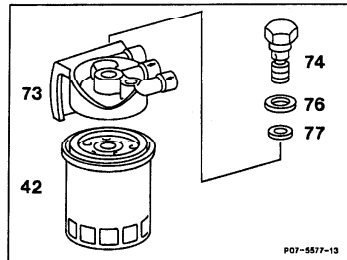
Apply parking brake before performing any work with engine running.
Place transmission selector lever in Park position.

A. Engine 603.96

- Loosen mounting screw (1) and remove housing with filter element in downward direction.



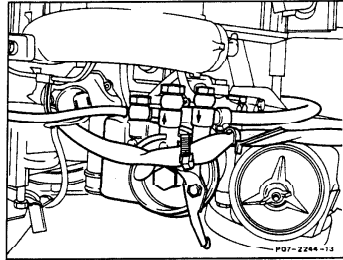
- Install new filter element with housing (3) and gasket (4).



0780.1

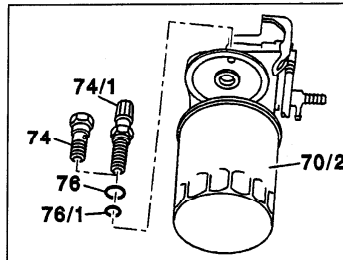
Replacing fuel filter

- When starting, injection system will bleed automatically. Run engine at approx. 1500 rpm. Avoid having engine stop, since restarting will require several attempts.
- With engine running, check for leaks.



B. Engine 606

- Loosen mounting screw (74 or 74/1) and remove housing with filter element (70/2) in downward direction.
- Replace filter and O-rings (76, 76/1).



- When starting, injection system will bleed automatically. Run engine at approx. 1500 rpm. Avoid having engine stop, since restarting will require several attempts.
- With engine running, check for leaks.

