

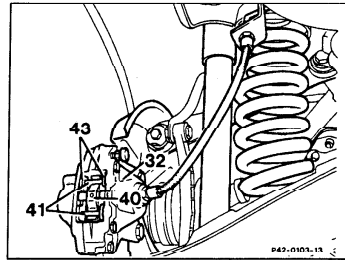
All models

Checking brake pads

- Check pad thickness on front and rear axle (pads installed). If necessary, replace pads on separate order:

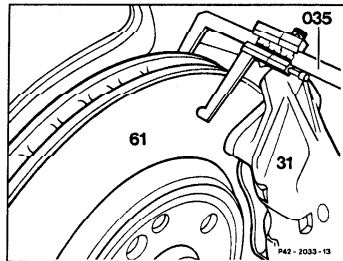
Note:

To make sure that the wear limit is not exceeded before the next maintenance job, refer to the recommended limits in the chart at beginning of the chapter.



Checking brake disks

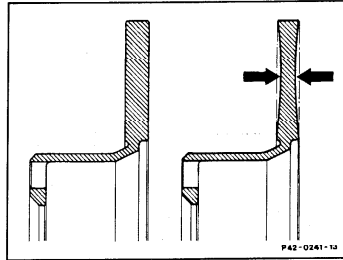
- Check brake disks for score marks and cracks. Cracks in a circumferential direction up to 0.5 mm in depth are permitted. Ventilated brake disks with hairline cracks up to 25 mm in length, which may develop under high loads, need not be replaced. Replace disks with open cracks and score marks deeper than 0.5 mm immediately.
- Brake disks which are badly discolored - gray or blue discoloration should be cleaned with cleaning pads (at extra cost).
- Measure thickness of brake disk using special tool (035).



Note:

Wear limits for brake disks must be strictly observed.

To ensure that brake disk does not exceed wear limit before next maintenance service, observe wear limits in chart at beginning of chapter.



Front brake pad specifications in mm

Model	124.034 / 036 129	124 (Floating caliper) 140	124 (Fixed caliper)	202
Thickness of brake pad (pad and backing plate)	17.5	19.3	16	20.8
Wear limit at maintenance service (pad and backing plate)	12	14	11	15
Allowable wear of lining to a thickness of	2	2	2	2

Rear brake pad specifications in mm

Model	124 126 129.06 202	129.07 140
Thickness of brake pad (pad and backing plate)	15.5	16
Wear limit at maintenance service (pad and backing plate)	11	13
Allowable wear of lining to a thickness of	2	2

Checking brake pad/disk thickness

4251

Front brake disk specifications in mm

Model	Brake pad thickness	Wear limit	Limit at maintenance service
124.028 202.022/028	22	19.4	20
124.032 124.034 124.052/066 124.092	25	22.4	23
124.036 129.07 140	30	28	28.5
129.06	28	25.4	26

1) Installed on model 124.036 through 11/92.

2) starting 12/92.

Rear brake disk specifications in mm

Model	Brake disk thickness	Wear limit	Limit at maintenance service
124.032 124.05 124.06 129.06 202	9	7.3	7.6
124.092	20	17.4	18
124.034 124.036	24	21.4	22
129.07 140.04 140.05 140.07	22	19.1	20
140.03 140.1	12	9.8	10.5

Special tools

