

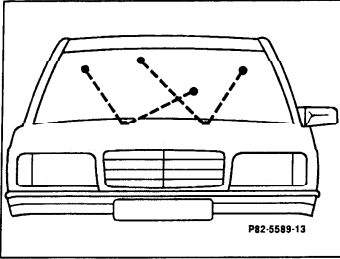
All models

Windshield wiper

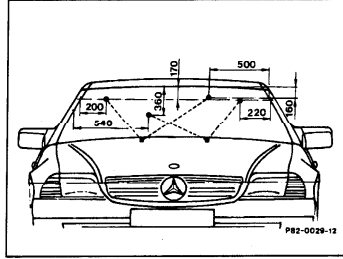
- Check edge of wiper blade for signs of hardening or cracks.
- Also check that the edge of the wiper blade turns over when changing direction. If necessary, correct wiper arm offset so that end of wiper arm is parallel with wiping field. This can be easily checked by making a wooden gauge.
- Operate windshield wiper and washer briefly. Wiping field should be wiped clean.

Windshield washer

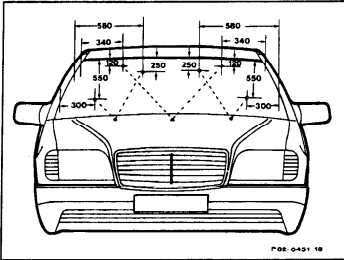
- Clean nozzles with suitable needle.
- Check adjustment of nozzles.



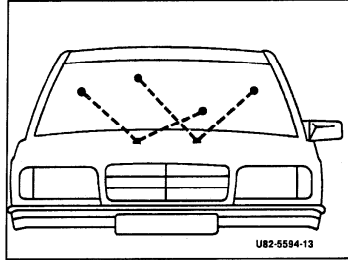
Model 124



Model 129




Model 140



Model 202


Headlamp cleaning system

- Check edge of wiper blade for signs of hardening and cracks.
- Check adjustment of wiper blades.
- Switch on parking lamp and operate washer system.

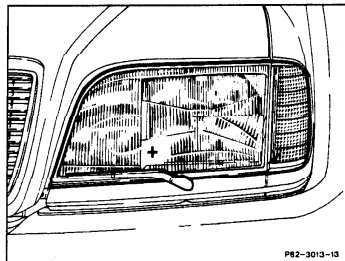


Model 124

- The water spray should hit the area just above the parked wiper blade (crosses) on the headlamps.
- Clean jets with suitable needle or adjust as necessary.



Model 129



Models 140, 202