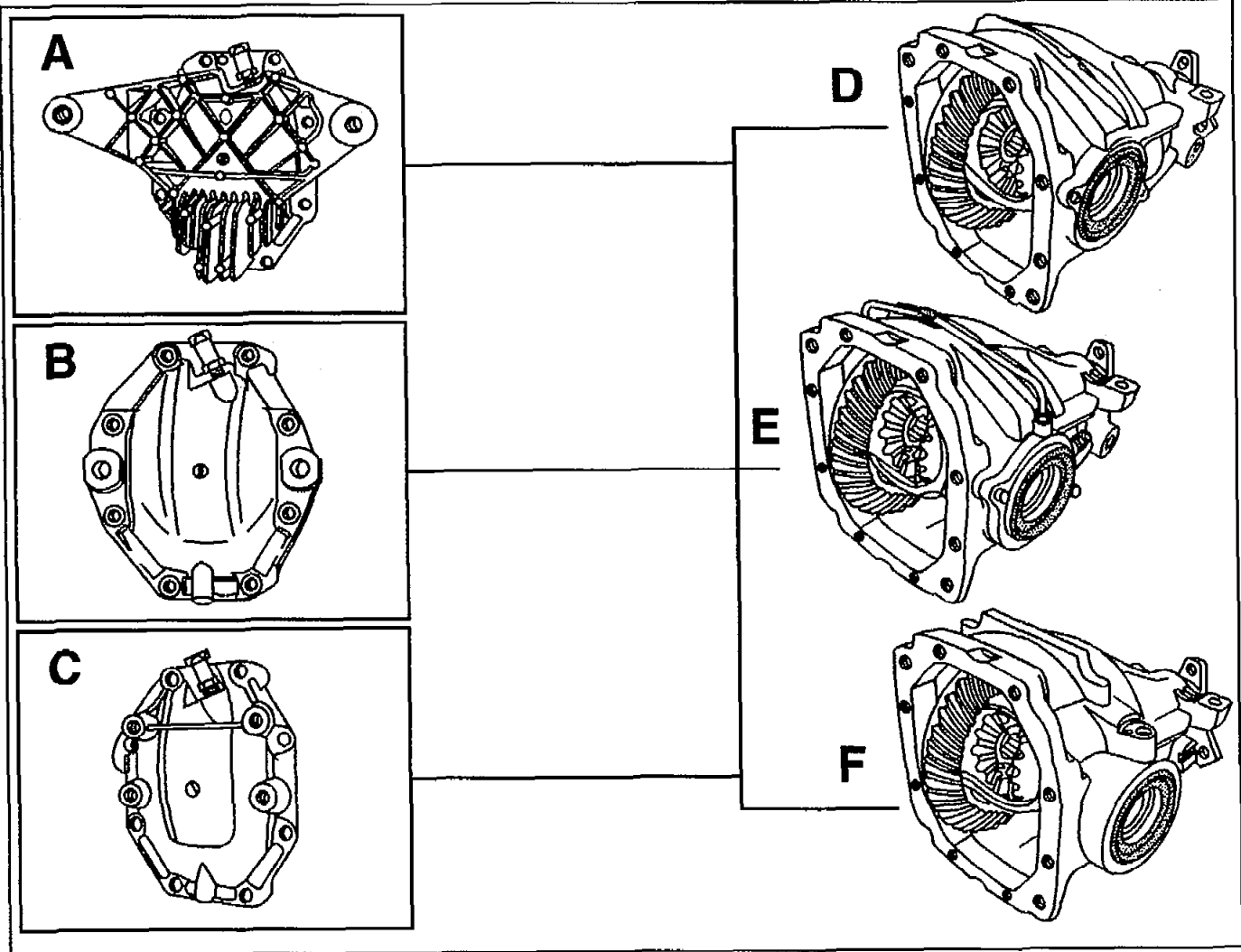


N15	GF35.31-P-1000-01C	Features, installation survey for rear axle center assemblies	Rear axle center assembly with 185 mm dia. crown wheel	GF
------------	--------------------	---	--	----

- A Rear axle end cover, model 129
- B Rear axle end cover, models 124, 170, 202, 208, 210
- C Rear axle end cover, model 201
- D Standard rear axle center assembly
- E Standard rear axle center assembly with ASD ring cylinder
- F ASR rear axle center assembly (up to 05/97, after this the speed sensors have been routed outwards to the wheel carrier)



**i** Features

- Breather on rear axle end cover
- Without side bearing cover
- As special equipment with ASD up to 05/94 or ASR
- Connecting flanges with hole circle dia. of 86 mm and 94 mm
- Hole circle dia. of joint flange 90 mm and 100 mm
- With and without bore for ABS speed sensor connection

Assignment of model/ratio

Model/version	Special equipment code, national version	Transmission version	Rear axle center assembly		
			Ratio	Number of teeth	Number of teeth ABS gear wheel on drive pinion
124.003/004			3.67	44:12	26
124.007		Manual	3.67 (up to 08/89)	44:12	26
		Manual	3.92 (as of 09/89)	47:12	24
		Automatic	3.67	44:12	26
124.019		Manual	3.67	44:12	26
		Automatic	3.27	49:15	29
124.020/021 as of 01.11.88	taxi version		3.42 (up to 03/89)	41:12	28
			3.46 (as of 04/89)	45:13	28



Model/version	Special equipment code, national version	Transmission version	Rear axle center assembly		
			Ratio	Number of teeth	Number of teeth ABS gear wheel on drive pinion
124.022		Manual	3.67	44:12	26
		Automatic	3.07	46:15	31
124.023		4 speed manual	3.27	49:15	29
		5 speed manual	3.27 (up to 08/89)	49:15	29
			3.46 (as of 09/89)	45:13	28
		Automatic	3.27	49:15	29
124.026		Manual	3.27 (up to 08/89)	49:15	29
			3.92 (as of 09/89)	47:12	24
		Automatic	3.27	49:15	29
124.027		Manual	3.92	47:12	24
		Automatic	3.46	45:13	28
124.030		Manual	3.07 (up to 08/89)	46:15	31
			3.67 (as of 09/89)	44:12	26
		Automatic	3.07	46:15	31
124.040		Manual	3.67	44:12	26
		Automatic	3.27	49:15	29

Model/version	Special equipment code, national version	Transmission version	Rear axle center assembly		
			Ratio	Number of teeth	Number of teeth ABS gear wheel on drive pinion
124.042		Manual Automatic	3.67 3.07	44:12 46:15	26 31
124.043		Manual Automatic	3.27 (up to 08/89) 3.46 (as of 09/89) 3.27	49:15 45:13 49:15	29 28 29
124.050		Manual Automatic	3.07 (up to 08/89) 3.67 (as of 09/89) 3.07	46:15 44:12 46:15	31 26 31
124.060		Manual Automatic	3.67 3.27	44:12 49:15	26 29
124.062		Manual Automatic	3.67 3.07	44:12 46:15	26 31
124.079		Manual Automatic	3.92 3.46	47:12 45:13	24 28
124.080/081 as of 01.11.88	taxi version		3.67	44:12	26
124.082		Manual Automatic	3.92 3.27	47:12 49:15	24 29

Model/version	Special equipment code, national version	Transmission version	Rear axle center assembly		
			Ratio	Number of teeth	Number of teeth ABS gear wheel on drive pinion
124.083		4 speed manual	3.46	45:13	28
		5 speed manual	3.46 (up to 08/89)	45:13	28
		Automatic	3.67 (as of 09/89)	44:12	26
			3.46	45:13	28
124.090		Manual	3.27 (up to 08/89)	49:15	29
		Automatic	3.92 (as of 09/89)	47:12	24
			3.27	49:15	29
124.104 as of 01.05.94		Manual	3.92	47:12	24
		Automatic	3.46	45:13	28
124.107 as of 01.05.94		Manual	3.92	47:12	24
		Automatic	3.46	45:13	28
124.120 as of 01.11.88	taxi version	5 speed manual	3.92	47:12	24
124.125/126 as of 01.11.88	taxi version	Manual	3.67	44:12	26
		Automatic	3.07	46:15	31
124.127		Manual	3.92	47:12	24
		Automatic	3.46	45:13	28



Model/version	Special equipment code, national version	Transmission version	Rear axle center assembly		
			Ratio	Number of teeth	Number of teeth ABS gear wheel on drive pinion
124.128		Manual	3.46	45:13	28
		Automatic	2.65	45:17	36
124.129		Manual	3.92	47:12	24
		Automatic	3.46	45:13	28
124.130/131		Manual	3.46	45:13	28
		Automatic	2.88 (up to 07/89)	49:17	33
			2.87 (as of 08/89)	43:15	33
124.133			2.65	45:17	36
124.180 as of 01.11.88	taxi version	Automatic	3.67	44:12	26
124.185/186 as of 01.11.88	taxi version	Manual	3.92	47:12	24
		Automatic	3.27	49:15	29
124.186 as of 01.03.94	except taxi version	Manual	3.92	47:12	24
		Automatic	3.27	36:11	29
124.188		Manual	3.67	44:12	26
		Automatic	2.87	43:15	33
124.190		Manual	3.67	44:12	26
		Automatic	3.07	46:15	31





Model/version	Special equipment code, national version	Transmission version	Rear axle center assembly		
			Ratio	Number of teeth	Number of teeth ABS gear wheel on drive pinion
124.191		Manual Automatic	3.67 3.07	44:12 46:15	26 31
124.193			2.65	45:17	36
124.226		Manual Automatic	3.46 (up to 08/89) 3.67 (as of 09/89 up to 06/90) 3.29	45:13 44:12 46:14	28 26 29
124.230		Manual Automatic	3.29 (up to 08/89) 3.67 (as of 09/89 up to 06/90) 3.07	46:14 44:12 46:15	29 26 31
124.290		Manual Automatic	3.46 (up to 08/89) 3.67 (as of 09/89 up to 06/90) 3.29	45:13 44:12 46:14	28 26 29



Model/version	Special equipment code, national version	Transmission version	Rear axle center assembly		
			Ratio	Number of teeth	Number of teeth ABS gear wheel on drive pinion
124.330		Manual	3.67 (up to 06/90)	44:12	26
		Automatic	2.87	43:15	33
124.333/393		Automatic	2.65	45:17	36
129.060		Manual	3.92	47:12	24 (up to 05/94)
		4 speed automatic	3.29	46:14	29 (up to 05/94)
170.445	Ⓡ Ⓟ Ⓢ	Manual	3.46	45:13	-
170.447		Manual	3.46	45:13	-
		5 speed automatic	3.27	36:11	-
201.018 as of 01.11.88	taxi version	5 speed manual	3.67	44:12	26
201.023 as of 01.11.88	taxi version	Manual	3.46	45:13	28
		Automatic	3.27	36:11	29
201.024 as of 01.11.88	taxi version	4 speed manual	3.27	49:15	29
		Automatic	3.27	49:15	29
201.028		Manual	3.27 (up to 08/89)	49:15	29
		Automatic	3.46 (as of 09/89)	45:13	28
			3.27	49:15	29



Model/version	Special equipment code, national version	Transmission version	Rear axle center assembly		
			Ratio	Number of teeth	Number of teeth ABS gear wheel on drive pinion
201.029		Manual	3.27 (up to 08/89)	49:15	29
		Automatic	3.92 (as of 09/89)	47:12	24
			3.07	46:15	31
201.035			3.07	46:15	31
201.036 Evolution I			3.27	49:15	29
201.036 Evolution II			3.46	45:13	28
201.122 as of 01.11.88	taxi version	4 speed manual	3.27	49:15	29
		5 speed manual	3.92	47:12	24
		Automatic	3.27	49:15	29
201.126 as of 01.11.88	taxi version	Manual	3.67	44:12	26
		Automatic	3.07	46:15	31
201.128		Manual	3.46	45:13	28
		Automatic	2.65	45:17	36
202.018	taxi version. or ASD	Manual	3.92	47:12	24
		Automatic	3.67	44:12	26
202.020		Manual	3.92	47:12	24
		4 speed automatic	3.07	46:15	31
		5 speed automatic	3.46	45:13	28

Model/version	Special equipment code, national version	Transmission version	Rear axle center assembly		
			Ratio	Number of teeth	Number of teeth ABS gear wheel on drive pinion
202.022		Manual 4 speed automatic	3.67 3.07	44:12 46:15	26 31
202.023		Manual 5 speed automatic	3.67 3.27	44:12 49:15	26 29
202.024		Manual 5 speed automatic	3.46 3.27	45:13 49:15	28 29
202.025	 	Manual 5 speed automatic	3.67 3.27	44:12 49:15	26 29
202.026		Manual 5 speed automatic	3.67 3.27	44:12 49:15	26 29
202.028		Manual 4 speed automatic 5 speed automatic	3.67 2.87 3.07	44:12 43:15 46:15	26 33 31
202.029		Manual 5 speed automatic	3.67 3.07	44:12 46:15	26 31
202.078	taxi version	Manual 5 speed automatic	3.92 3.67	47:12 44:12	24 26
202.080		Manual 5 speed automatic	3.92 3.46	47:12 45:13	24 28



Model/version	Special equipment code, national version	Transmission version	Rear axle center assembly		
			Ratio	Number of teeth	Number of teeth ABS gear wheel on drive pinion
202.082	(I) (P) (GR) (I) (P) (GR)	Manual	3.67	44:12	26
		5 speed automatic	3.27	49:15	29
202.083		Manual	3.67	44:12	26
		5 speed automatic	3.27	49:15	29
202.085		5 speed automatic	3.27	49:15	29
202.086		Manual	3.67	44:12	26
		5 speed automatic	3.27	49:15	29
202.089		Manual	3.67	44:12	26
		5 speed automatic	3.07	46:15	31
202.120	taxi version, or ASD	Manual	3.92	47:12	24
		Automatic	3.27	49:15	29
202.121	taxi version, or ASD	Manual	3.92	47:12	24
		5 speed automatic	3.67	44:12	26
202.122	taxi version	Manual	3.92	47:12	24
		5 speed automatic	3.67	44:12	26
202.125	taxi version, or ASD	Manual	3.67	44:12	26
		Automatic	3.07	46:15	31



Model/version	Special equipment code, national version	Transmission version	Rear axle center assembly		
			Ratio	Number of teeth	Number of teeth ABS gear wheel on drive pinion
202.128	Does not comply with D3 Does comply with D3 ⓕ	Manual	3.46	45:13	28
		4 speed automatic	2.65	45:17	36
		5 speed automatic	2.87	43:15	33
		5 speed automatic	2.87	43:15	33
		5 speed automatic	3.07	46:15	31
		Manual	3.27	49:15	29
202.134	Except taxi version	Manual	3.07	46:15	-
		Automatic	3.07	46:15	-
202.182	taxi version	Manual	3.92	47:12	24
		5 speed automatic	3.67	44:12	26
202.188	Does not comply with D3 Does comply with D3 ⓕ	Manual	3.46	45:13	28
		5 speed automatic	2.87	43:15	33
		5 speed automatic	2.87	43:15	33
		5 speed automatic	3.07	46:15	31
		Manual	3.27	49:15	29
202.194	Except taxi version	Manual	3.07	46:15	-
		Automatic	3.07	46:15	-
208.335		Manual	3.92	47:12	24
		5 speed automatic	3.46	45:13	28



Model/version	Special equipment code, national version	Transmission version	Rear axle center assembly		
			Ratio	Number of teeth	Number of teeth ABS gear wheel on drive pinion
208.345	(I) (P) (GR) (I) (P) (GR)	Manual	3.67	44:12	-
		5 speed automatic	3.27	49:15	-
208.347		Manual	3.46	45:13	-
		5 speed automatic	3.27	49:15	-
208.435		Manual	3.92	47:12	-
		5 speed automatic	3.46	45:13	-
208.445	(I) (P) (GR) (I) (P) (GR)	Manual	3.67	44:12	-
		5 speed automatic	3.27	49:15	-
208.447		Manual	3.46	45:13	-
		5 speed automatic	3.27	49:15	-
210.003	taxi version	Manual	3.92	47:12	-
		5 speed automatic	3.67	44:12	-
210.004	taxi version	Manual	3.67	44:12	-
		4 speed automatic	3.27	49:15	-
		5 speed automatic	3.67	44:12	-
210.007			3.07	46:15	-
210.010	(I)	Manual	3.67	44:12	-
		4 speed automatic	3.07	46:15	-
		5 speed automatic	3.67	44:12	-



Model/version	Special equipment code, national version	Transmission version	Rear axle center assembly		
			Ratio	Number of teeth	Number of teeth ABS gear wheel on drive pinion
210.020	Ⓢ	Manual	3.46	45:13	-
		4 speed automatic	2.87	43:15	-
		5 speed automatic	3.46	45:13	-
		5 speed automatic	3.46	45:13	-
210.035		Manual	3.67	44:12	-
		4 speed automatic	3.27	49:15	-
		5 speed automatic	3.46	45:13	-
210.037		Manual	3.46	45:13	-
		4 speed automatic	2.87	43:15	-
		5 speed automatic	3.27	49:15	-
210.061		Manual	3.92	47:12	-
		5 speed automatic	3.67	44:12	-
210.210	Ⓛ		3.92	47:12	-
210.235		Manual	3.92	47:12	-
		5 speed automatic	3.67	44:12	-
210.237		Manual	3.67	44:12	-
		5 speed automatic	3.46	45:13	-
210.261		Manual	3.92	47:12	-
		5 speed automatic	3.67	44:12	-



Model/version	Special equipment code, national version	Transmission version	Rear axle center assembly		
			Ratio	Number of teeth	Number of teeth ABS gear wheel on drive pinion
210.610	Ⓛ Ⓟ Ⓞ		3.92	47:12	-